

## MULTISCREEN™ STABLE CELL LINE HUMAN RECOMBINANT GPBA MUTANT 7 RECEPTOR

### Data sheet

#### PRODUCT INFORMATION

**Mutant Clone Number:** Clone #21

**Lot Number:** 120911

**Quantity:** 1 vial ( $2 \times 10^6$ ) frozen cells

**Freeze Medium:** Sigma Freezing Medium (C-6164)

**Host cell:** CHO-K1

**Transfection:** Expression vector containing full-length human GPBAR1 cDNA with W237A mutation (GenBank Accession Number NM\_170699) with FLAG tag sequence at N-terminus

**Recommended Storage:** Liquid nitrogen upon receiving

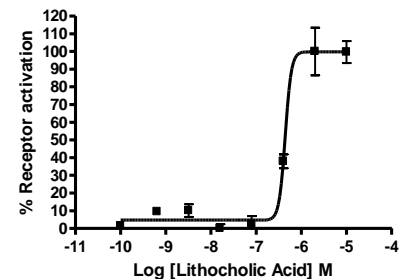
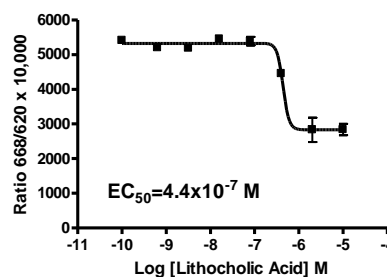
**Propagation Medium:** DMEM/F12, 10% FBS, 10 µg/mL puromycin

**Stability:** In progress

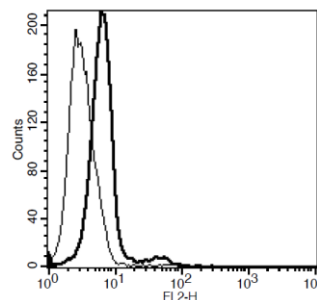
**Background:** GPBA is a G-protein coupled receptor, also known as TGR5 or GPR131. Stimulation of the receptor with bile acids or other ligands induces the production of intracellular cAMP, activation of a MAP kinase signaling pathway and internalization of the receptor. Quantitative analyses for TGR5 mRNA have shown that it is abundantly expressed in monocytes/macrophages. The receptor is an attractive therapeutic target for the prevention and treatment of obesity and is highly associated with Type II diabetes and metabolic syndrome. GPBA has been implicated in inflammatory diseases, regulation of homeostasis by bile acids, as well as cardiovascular, neurological, and hepatic diseases.

**Application:** Functional assays

**Figure 1**



**Figure 2**



**Figure 1.** Dose-dependent increase of intracellular cAMP upon treatment with ligand, measured with cAMP HiRange kit (Cisbio 62AM6PEC). **Figure 2.** Receptor expression on cell surface measured by flow cytometry (FACS) using an anti-FLAG antibody. Thin line: parental cells; thick line: receptor-expressing cells.

#### References:

Maruyama *et al.* (2002) Identification of membrane-type receptor for bile acids (M-BAR). *Biochem Biophys Res Commun* 298:714-719.

Katsuma *et al.* (2005) Bile acids promote glucagon-like peptide-1 secretion through TGR5 in a murine enteroendocrine cell line STC-1. *Biochem Biophys Res Commun* 329:386-390.

**FOR RESEARCH USE ONLY.**

© 2005 Multispan Inc. All rights reserved. No part of this document may be reproduced in any form without prior permission in writing.

www.multispaninc.com  
sales@multispaninc.com  
support@multispaninc.com

Ver. October 2005

Phone: +1 (510) 887-0817  
Fax: +1 (510) 887-0863  
26219 Eden Landing Road  
Hayward, CA 94545-3718  
U.S.A.