

**MULTISCREEN™ STABLE CELL LINE  
HUMAN RECOMBINANT CCR3 RECEPTOR**

**Data sheet**

**PRODUCT INFORMATION**

**Catalog Number:** C1011

**Lot Number:** C1011-072611

**Quantity:** 1 vial ( $2 \times 10^6$ ) frozen cells

**Freeze Medium:** Sigma Freezing Medium (C-6164)

**Host cell:** HEK293T

**Transfection:** Expression vector containing full-length human CCR3 cDNA (GenBank Accession Number NM\_001837) with FLAG tag sequence at N-terminus

**Recommended Storage:** Liquid nitrogen upon receiving

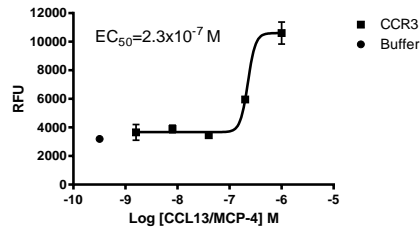
**Propagation Medium:** DMEM, 10% FBS, 1  $\mu$ g/mL puromycin

**Stability:** In progress

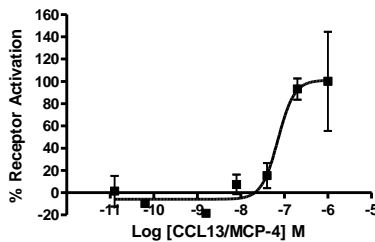
**Background:** CCR3 (C-C chemokine receptor type 3 or eosinophil eotaxin receptor) is a receptor for a C-C type chemokine and binds to eotaxin, eotaxin-3, MCP-3, MCP-4, RANTES and MIP-1 delta. The receptor subsequently transduces a signal by increasing the intracellular calcium level. Similar to CCR2, it is another alternative coreceptor with CD4 for HIV-1 infection. CCR3 is expressed on eosinophils, basophils, mast cell subpopulations, activated Th2 cells, macrophages and airway epithelial cells. Hence, CCR3 is closely associated with asthma and allergy and blockade of this receptor may have pronounced beneficial effects in these diseases.

**Application:** Functional assays

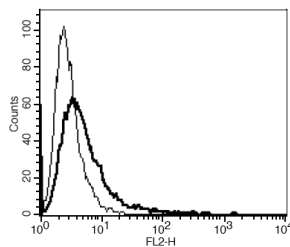
**Figure 1**



**Figure 2**



**Figure 3**



**Figure 1.** Dose-dependent stimulation of calcium flux upon treatment with ligand, measured with Multiscreen™ Calcium 1.0 No Wash Assay Kit (Multispan MSCA01). No Gαq5 transfection. **Figure 2.** Dose-dependent inhibition of forskolin-stimulated intracellular cAMP level upon treatment with ligand, measured with Multiscreen™ TR-FRET cAMP 1.0 No Wash Assay Kit (Multispan MSCM01). **Figure 3.** Receptor expression on cell surface measured by flow cytometry (FACS) using an anti-FLAG antibody. Thin line: parental cells; thick line: receptor-expressing cells.

**References:**

Erin *et al.* (2002) Eotaxin receptor (CCR3) antagonism in asthma and allergic disease. *Curr Drug Targets Inflamm Allergy* 1:201-214.

Gangur *et al.* (2003) CCR3 and CXCR3 as drug targets for allergy: principles and potential. *Curr Drug Targets Inflamm Allergy* 2:53-62.

**FOR RESEARCH USE ONLY.**

All rights reserved. No part of this document may be reproduced in any form without prior permission in writing.