

**MULTISCREEN™ STABLE CELL LINE
HUMAN RECOMBINANT CCR6 RECEPTOR**

Data sheet

PRODUCT INFORMATION

Catalog Number: C1014a

Lot Number: C1014a-110609

Quantity: 1 vial (2×10^6) frozen cells

Freeze Medium: Sigma Freezing Medium (C-6164)

Host cell: HEK293T

Transfection: Expression vector containing full-length human CCR6 DNA (GenBank Accession Number NM_004367) with FLAG tag sequence at N-terminus

Recommended Storage: Liquid nitrogen upon receiving

Propagation Medium: DMEM, 10% FBS, 1 μ g/mL puromycin

Stability: Stable in culture for minimum of two months

Background: CCR6 is a receptor for macrophage inflammatory protein (MIP)-3 α (CCL20). It is expressed in immature dendritic cells as well as in B lymphocytes and memory T cells. In gene-targeted mice lacking CCR6, myeloid dendritic cells are either absent or underrepresented in the subepithelial dome compared with wild-type mice. CCR6 and its ligands contribute to the normal homeostatic regulation of extrathymic T cell development in the intestine.

Application: Functional assays

Figure 1

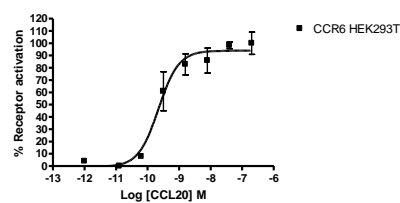


Figure 2

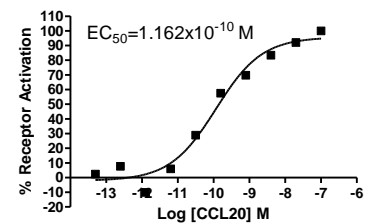


Figure 3

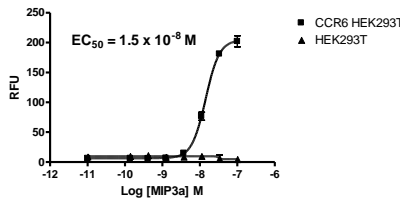


Figure 1. Dose-dependent inhibition of forskolin-stimulated intracellular cAMP accumulation upon treatment with ligand, measured with Multiscreen™ TR-FRET cAMP 1.0 No Wash Assay Kit (Multispan MSCM01). **Figure 2.** Dose-dependent stimulation of pERK level upon treatment with ligand, monitored with FlexStation. **Figure 3.** Dose-dependent stimulation of calcium flux upon treatment with ligand, measured with Multiscreen™ Calcium 1.0 No Wash Assay Kit (Multispan MSCA01).

References:

Baba *et al.* (1997) Identification of CCR6, the specific receptor for a novel lymphocytedirected CC chemokine LARC. *J Biol Chem* 272:14893-14898.

Cook *et al.* (2000) CCR6 mediates dendritic cell localization, lymphocyte homeostasis, and immune responses in mucosal tissue. *Immunity* 12:495-503.

Lugering *et al.* (2003) Lymphoid precursors in intestinal cryptopatches express CCR6 and undergo dysregulated development in the absence of CCR6. *J Immunol* 171:2208-2215.

FOR RESEARCH USE ONLY.

Multispan Inc. All rights reserved. No part of this document may be reproduced in any form without prior permission in writing.